



Wisconsin Rapids Public School District - Board of Education
510 Peach Street
Wisconsin Rapids, WI 54494

(715) 424-6701

AGENDA

Business Services Committee

John Benbow, Jr., Chairperson
Christopher Inda, Member
Jaime Sparkes, Member
John A. Krings, President

January 5, 2026

LOCATION: Board of Education Office, 510 Peach Street, Wisconsin Rapids, WI 54494
Conference Room C

TIME: Immediately following the Educational Services Committee Meeting, but not before 6:15 p.m.

I. Call to Order

II. Public Comment

Persons who wish to address members of the Committee may make a statement pertaining to a specific agenda item. The Committee Chair will establish limits for speakers due to time constraints. Comments made by the public shall be civil in content and tone. Speakers bear the personal risk if comments made are defamatory, slanderous, or otherwise harmful to another individual. Please remember that this is a Committee meeting of the Board open to the public, and not a public hearing.

III. Actionable Items

- A. Staff Chromebook Purchase - Approval
- B. Student Chromebook Purchase - Approval
- C. Opioid Settlement Grant - Approval

IV. Updates and Reports

- A. Purchases - Update
- B. Donations - Update
- C. Staff Laptop Purchase - Update
- D. Cynet Renewal - Update
- E. Property Tax Bills - Update
- F. Utility Cost Summary Report - Update
- G. Debt Defeasance Cost Savings - Update
- H. Community Playgrounds - Update
- I. Financial Statements and Independent Auditors' Report on Communication with those charged with Governance and Management Advisory Comments - Review

V. Agenda Items

VI. Future Agenda Items

The Wisconsin open meetings law requires that the Board, or Board Committee, only take action on subject matter that is noticed on their respective agendas. Persons wishing to place items on the agenda should contact the District Office at 715-424-6701, at least seven working days prior to the meeting date for the item to be considered. The item may be referred to the appropriate committee or placed on the Board agenda as determined by the Superintendent and/or Board president.

With advance notice, efforts will be made to accommodate the needs of persons with disabilities by providing a sign language interpreter or other auxiliary aids, by calling 715-424-6701.

School Board members may attend the above Committee meeting(s) for information gathering purposes. If a quorum of Board members should appear at any of the Committee meetings, a regular School Board meeting may take place for purposes of gathering information on an item listed on one of the Committee agendas. If such a meeting should occur, the date, time, and location of the Board meeting will be that of the particular Committee as listed on the Committee agenda *however, no deliberation or action will be taken by other Committees or the full Board of Education.*



Wisconsin Rapids Public School District - Board of Education
510 Peach Street
Wisconsin Rapids, WI 54494

(715) 424-6701

BACKGROUND

Business Services Committee

John Benbow, Jr., Chairperson
Christopher Inda, Member
Jaime Sparkes, Member
John A. Krings, President

January 5, 2026

LOCATION: Board of Education Office, 510 Peach Street, Wisconsin Rapids, WI 54494
Conference Room C

TIME: Immediately following the Educational Services Committee Meeting, but not before 6:15 p.m.

- I. Call to Order
- II. Public Comment
- III. Actionable Items

A. Staff Chromebook Purchase – Approval

The Technology Department is recommending the purchase of 210 ASUS Flip Chromebooks for staff use. These Chromebooks will replace current staff Chromebooks at the elementary schools and the remaining devices at WRAMS. These Chromebooks serve as teachers' mobile devices for connecting at building and district meetings and conferences, and for use off-site when working remotely. The current Chromebooks were purchased in August of 2020 and are starting to fail, and battery life is becoming an issue (see attachment A).

The administration recommends purchasing 210 14” ASUS Chromebooks from PDS at a total cost of \$99,900.00 to be funded from the 2025-26 Technology Referendum Budget.

B. Student Chromebook Purchase – Approval

The Technology Department is recommending the purchase of 350 HP Fortis 11 G10 Chromebooks for use with our incoming 2026 Freshmen. We would also like to take advantage of the current pricing, as we have been informed that prices could rise in the very near future due to a RAM shortage. Our vendor is also backdating the warranty start date, as they know we won't be actively using these Chromebooks until August of 2026 (see attachment B).

The administration recommends purchasing 350 HP Fortis 11 G10 Chromebooks and management licenses from PDS at a total cost of \$103,075.00, to be funded from the 2025-26 Technology Referendum Budget.

C. Opioid Settlement Grant - Approval

The Wisconsin Rapids School District has been awarded \$66,778.87 in Opioid Settlement Grant funding from Wood County for the period of December 1, 2025, through December 31, 2026. The district's proposal requests funding to hire an Alcohol and Other Drug Abuse (AODA) counselor or social worker to serve Wisconsin Rapids Public Schools students.

This position will provide prevention, education, and early-intervention services focused on increasing concerns related to vaping, alcohol, and other drug use. The funded position will support students through targeted interventions, staff collaboration, and prevention efforts aligned with approved opioid remediation strategies.

The grant supports the district's ongoing commitment to proactive prevention, student well-being, and reducing long-term substance use risks through school-based services.

Administration recommends the approval to accept the \$66,778.87 in Opioid Settlement Grant funding from Wood County

IV. Updates and Reports

A. Purchases - Update

Copies of the following invoices, bid specs, and purchase orders will be reviewed:

- Air Filtration Specialist - \$13,030.47 - B&G Budget - Air Filters
- Amplify - \$12,800.00 - Ed Coaching Secession - Early Reading Grant
- B&G Club - \$50,000.00 - Community Service Fund – Jumpstart
- Brain Pop - \$25,500.00 - Curriculum & CSLF - Annual Subscription
- CESA5 - \$110,455.13 - CESA Budgets - CESA Contracted Services
- Haas - \$14,387.61 - Desktop Mill - CTE Budget
- Heartland - \$30,585.11 - Technology Budgets - Cynet All-in-One Subscription
- Honeywell - \$14,528.50 - B&G Budget - Quarterly Automation Charge
- MN WI - \$154,875.00 - Fund 46 - Howe Playground
- Nassco - \$14,158.95 - B&G Budget - Bathroom Tissue
- POB - \$11,587.91 - Fund 46 - Grove Elementary Playgrounds – Final
- POB - \$12,176.82 - Fund 46 - Howe Elementary Playgrounds – Final
- POB - \$23,056.54 - Fund 46 - Washington Elementary Playgrounds – Final
- Red Run - \$119,600.00 - Community Service Budget - Soccer Field Paths
- Steen Macek - \$24,473.99 - Supply Budget - District Paper

B. Donations - Update

- Tavern League of Wood County - \$500.00 - Angel Fund
- St. John's Episcopal Church - \$2,415.00 – Angel Fund

C. Staff Laptop Purchase - Update

The Technology Department purchased 150 HP Windows laptops from PDS for staff at Lincoln High School and other buildings. These laptops will serve as teachers' main workstations at Lincoln High School. The current laptops were purchased in August 2020 and are now failing at an exponential rate. Battery life is minimal on most of the laptops. Additionally, the migration to Windows 11 has caused many of the laptops to experience extreme latency and overall “slow” responses to user input. The Technology Department purchased the laptops before approval due to a market fluctuation in RAM pricing. We were notified by our preferred vendor that, effective January 1, the pricing on the laptops would increase by \$150.00 per device. This would equate to a cost increase of \$22,500.00 over the \$144,600.00 the District paid. The increase in RAM pricing is attributed to the explosion in Artificial Intelligence data center construction and is expected to cause supply chain disruptions throughout 2026 and potentially beyond (see attachment C).

D. Cynet Renewal - Update

The District is in year two of a three-year contract with Cynet. Cynet All-In-One is an EDR software used to detect and respond to cybersecurity threats, including malware, viruses, network intrusion, and many more. The All-in-One solution provides 24/7 monitoring of all WRPS Windows-based computing assets and alerts key Technology staff members if issues are detected. The cost of this software in year two is \$30,585.11.

E. Property Tax Bills - Update

School Administrators Alliance published an article written by Dee Pettack that discusses the implications of rising property tax bills in Wisconsin. Assembly Bill 391 proposes eliminating the \$325 per-pupil adjustment from the school district revenue limit formula, effective in the 2027-28 school year. Taxpayers are frustrated, often blaming local school districts for higher taxes, while policymakers debate who is responsible. The article emphasizes that state policy decisions, particularly from the 2025-27 budget, have significantly impacted local funding. School districts operate under state-imposed revenue limits that have not kept pace with inflation for 17 years, and state aid has not increased accordingly. This has shifted costs to local taxpayers without changes in district spending. The article also addresses the underfunding of special education. For the 2025-26 school year, lawmakers indicated that special education would be funded at 42% of the cost, with the district covering the remaining 58%. Initial estimates from the DPI suggest the reimbursement rate may be as low as 35%. This funding shortfall promised by lawmakers would result in a loss of around \$970,000.00 in revenue for Wisconsin Rapids Public Schools (see attachment D).

F. Utility Cost Summary Report - Update

Buildings and Grounds Director, Ed Allison, will present the utility cost summary report to the Business Service Committee. The reviewed utility costs are electric, natural gas, lighting, sewer, water, fire suppression, stormwater, and snow plowing (see Attachment E).

G. Debt Defeasance Cost Savings - Update

PMA completed a debt levy management history report from the 2014-15 school year through the 2024-25 school year. In the report, they also included the estimated defeasance amounts for the 2025-26 and 2026-27 school years. During this period, the district paid \$28,040,000.00 of debt principal early and, as a result, realized interest savings of \$4,562,909.00 (see attachment F).

H. Community Playgrounds - Update

The community playground projects have been completed, and all known invoices have been paid. The total cost of the project was \$5,523,787.99. Around 75% of the project was provided by donations, and the remaining balance was paid for by the district's contribution from the long-term capital improvement fund.

I. Financial Statements and Independent Auditors' Report on Communication with those charged with Governance and Management Advisory Comments - Review

Aaron Nelson, Director of Business Services, will briefly review the 2024-25 audited financial statements. The district's audited fund balance is \$18,996,175.00, up \$537,877.00 from the start of the 2024-25 school year. This equates to 26.2% of the total fund 10 expenditures.

V. Agenda Items

Committee members will be asked to indicate which agenda items from the Committee meeting will be included on the consent agenda for the regular Board of Education meeting.

VI. Future Agenda Items

**PDS, a Pellera company**

N57 W39605 Hwy 16
 Dock 4
 Oconomowoc, Wisconsin 53066
 United States
 (P) 262-569-5300

Quote (Open)	
Date Dec 15, 2025 10:08 AM CST	Expiration Date 12/31/2025
Modified Date Dec 15, 2025 10:40 AM CST	
Quote # 2392436 - rev 1 of 1	
Description 2026 Refresh: Asus Chromebook Flip MediaTek 520 8GB 64GB 14" Touch	
SalesRep Herald, Amanda (P) 262-569-5396	
Customer Contact Bickelhaupt, Phillip (P) 715-424-6715 phillip.bickelhaupt@wrps.net	

Customer

Wisconsin Rapids Public
 Schools (023268)
 Bickelhaupt, Phillip
 510 Peach St
 Wisconsin Rapids, WI 54494
 United States
 (P) 715-422-1912

Bill To

WI Rapids School District
 Payable, Accounts
 510 Peach St
 Wisconsin Rapids, WI 54494
 United States
 (P) 715-422-1912

Ship To

Wisconsin Rapids Public Schools
 PO#, Central Storage
 2510 Industrial St.
 Wisconsin Rapids, WI 54495
 United States

Payment Method

Terms: Purchase Order (Net 30)

Customer PO:	Terms: Purchase Order (Net 30)	Ship Via: FedEx Ground
Special Instructions:		Carrier Account #:

#	Description	Part #	Qty	Unit Price	Total
1	Chromebook Flip MediaTek 520 8GB 64GB 14" Touch ASUS Computer Intl - pds #: 720651	CM1402FM2A-DS84FT-S	220	\$424.00	\$93,280.00
2	Google Chrome Management Console License - EDU Google - pds #: 711391	CROS-SW-DIS-EDU-NEW	220	\$30.50	\$6,710.00

Subtotal: \$99,990.00
 Tax (.0000%): \$0.00
 Shipping: \$0.00
Total: \$99,990.00

Terms and Conditions

Unless a specific Master Services and Product Sales Agreement is in effect between the parties, this quotation is subject to the PDS Terms and Conditions, which can be reviewed at <https://www.shoppds.com/termsforsale.aspx>.

Please note that shipping and tax amounts are estimates.

Purchases made with a credit card may incur a 3.5% Convenience Fee, applied at the time of invoicing.

Pellera has been informed by multiple technology manufacturers that prices are subject to rapid and unannounced fluctuations due to various factors, including component availability, and both U.S. and foreign tariffs. Pricing is fluid, Pellera will make every effort to honor the pricing quoted, however we are unable to guarantee prices beyond the expiration date. This circumstance is not unique to Pellera; it is a pervasive issue within the industry.

If you have questions, please contact your sales representative.

**PDS, a Pellera company**

N57 W39605 Hwy 16
 Dock 4
 Oconomowoc, Wisconsin 53066
 United States
 (P) 262-569-5300

Quote (Open)

Date Dec 15, 2025 10:00 AM CST	Expiration Date 12/31/2025
Modified Date Dec 15, 2025 10:06 AM CST	
Quote # 2392430 - rev 1 of 1	
Description 2026 Refresh: Chromebook Fortis 11 G10 4GB 32GB 11.6" (350)	
SalesRep Herald, Amanda (P) 262-569-5396	
Customer Contact Bickelhaupt, Phillip (P) 715-424-6715 phillip.bickelhaupt@wrps.net	

Customer

Wisconsin Rapids Public
 Schools (023268)
 Bickelhaupt, Phillip
 510 Peach St
 Wisconsin Rapids, WI 54494
 United States
 (P) 715-422-1912

Bill To

WI Rapids School District
 Payable, Accounts
 510 Peach St
 Wisconsin Rapids, WI 54494
 United States
 (P) 715-422-1912

Ship To

Wisconsin Rapids Public Schools
 PO#, Central Storage
 2510 Industrial St.
 Wisconsin Rapids, WI 54495
 United States

Payment Method

Terms: Purchase Order (Net 30)

Customer PO:	Terms: Purchase Order (Net 30)	Ship Via: FedEx Ground
Special Instructions:		Carrier Account #:

#	Description	Part #	Qty	Unit Price	Total
1	Chromebook Fortis 11 G10 4GB 32GB 11.6" HP, Inc. - pds #: 720758	9R3A9UT#ABA	350	\$264.00	\$92,400.00
2	Google Chrome Management Console License - EDU Google - pds #: 711391	CROS-SW-DIS-EDU-NEW	350	\$30.50	\$10,675.00

Subtotal: \$103,075.00
 Tax (.0000%): \$0.00
 Shipping: \$0.00
Total: \$103,075.00

Terms and Conditions

Unless a specific Master Services and Product Sales Agreement is in effect between the parties, this quotation is subject to the PDS Terms and Conditions, which can be reviewed at <https://www.shoppds.com/termsforsale.aspx>.

Please note that shipping and tax amounts are estimates.

Purchases made with a credit card may incur a 3.5% Convenience Fee, applied at the time of invoicing.

Pellera has been informed by multiple technology manufacturers that prices are subject to rapid and unannounced fluctuations due to various factors, including component availability, and both U.S. and foreign tariffs. Pricing is fluid, Pellera will make every effort to honor the pricing quoted, however we are unable to guarantee prices beyond the expiration date. This circumstance is not unique to Pellera; it is a pervasive issue within the industry.

If you have questions, please contact your sales representative.

**PDS, a Pellera company**

N57 W39605 Hwy 16
Dock 4
Oconomowoc, Wisconsin 53066
United States
(P) 262-569-5300

Quote (Open)

Date Nov 20, 2025 11:13 AM CST	Expiration Date 01/30/2026
Modified Date Dec 15, 2025 11:14 AM CST	
Quote # 2389087 - rev 1 of 1	
Description 2026 Laptop Refresh - HP Probook G1i U5-225U 16GB 512GB SSD 16" Touch (150)	
SalesRep Herald, Amanda (P) 262-569-5396	
Customer Contact Bickelhaupt, Phillip (P) 715-424-6715 phillip.bickelhaupt@wrps.net	

Customer

Wisconsin Rapids Public
Schools (023268)
Bickelhaupt, Phillip
510 Peach St
Wisconsin Rapids, WI 54494
United States
(P) 715-422-1912

Bill To

WI Rapids School District
Payable, Accounts
510 Peach St
Wisconsin Rapids, WI 54494
United States
(P) 715-422-1912

Ship To

Wisconsin Rapids Public Schools
Receiving, Shipping
510 Peach St
Wisconsin Rapids, WI 54494
United States
19547

Payment Method

Terms: Purchase Order (Net 30)

Customer PO:	Terms: Purchase Order (Net 30)	Ship Via: FedEx Ground
Special Instructions:		Carrier Account #:

#	Description	Part #	Qty	Unit Price	Total
1	CTO ProBook 4 G1i 16" IDS UMA U5 225U HP, Inc. - pds #: 462043	AT7K2AV	150	\$964.00	\$144,600.00
2	CTO No Country of Origin Restriction HP, Inc. - pds #: 202040	8C9M7AV	150	\$0.00	\$0.00
3	CTO EStar Label HP, Inc. - pds #: 337259	1Y632AV	150	\$0.00	\$0.00
4	CTO Win11 Pro 64 MSNA Standard HP, Inc. - pds #: 462044	AT8H8AV	150	\$0.00	\$0.00
5	CTO OS Localization U.S HP, Inc. - pds #: 329225	4SS11AV#ABA	150	\$0.00	\$0.00
6	CTO Dual AryMic 5MP USB2 IR WFOV Integrated Camera HP, Inc. - pds #: 462046	AT8E0AV	150	\$0.00	\$0.00
7	CTO 16.0" AG WUXGA (1920x1200) UWVA 300 f5MP IR T HP, Inc. - pds #: 462051	AT8E4AV	150	\$0.00	\$0.00
8	CTO 16GB (2x8GB) DDR5 5600 SODIMM HP, Inc. - pds #: 462053	AT8J1AV	150	\$0.00	\$0.00
9	CTO 512GB PCIe NVMe Value SSD HP, Inc. - pds #: 462052	AT8K3AV	150	\$0.00	\$0.00
10	CTO Pike Silver Plastic Cover HP, Inc. - pds #: 462059	AT8D9AV	150	\$0.00	\$0.00
11	CTO Intel BE201 Wi-Fi 7 +Bluetooth 5.4 non-vPro WW HP, Inc. - pds #: 462060	AT8L0AV	150	\$0.00	\$0.00
12	CTO No WWAN HP, Inc. - pds #: 462061	AT8F5AV	150	\$0.00	\$0.00
13	CTO No Fingerprint Sensor HP, Inc. - pds #: 462065	AT8F2AV	150	\$0.00	\$0.00
14	CTO RX Long Life 56Whr Fast Charge 3 cell Battery HP, Inc. - pds #: 462066	AT8D7AV	150	\$0.00	\$0.00
15	CTO 65 Watt nPFC USB-C Straight AC Adapter HP, Inc. - pds #: 462067	AT8D1AV	150	\$0.00	\$0.00
16	CTO Clickpad Backlit with numeric keypad spill-res HP, Inc. - pds #: 462069	AT7M5AV#ABA	150	\$0.00	\$0.00
17	CTO Country Localization HP, Inc. - pds #: 462073	AT7L1AV#ABA	150	\$0.00	\$0.00
18	CTO C5 1.0m Sticker Conventional Power Cord HP, Inc. - pds #: 745878	68V61AV#ABA	150	\$0.00	\$0.00

19	CTO 1/1/0 Warranty HP, Inc. - pds #: 462076	AT8M0AV#ABA	150	\$0.00	\$0.00
20	CTO Pre-Boot UEFI Wi-Fi support HP, Inc. - pds #: 268845	791T2AV	150	\$0.00	\$0.00
21	CTO TAMPER LOCK SVCS HP, Inc. - pds #: 818118	4N733AV	150	\$0.00	\$0.00
22	CTO Standard Packaging HP, Inc. - pds #: 462080	AT8F8AV	150	\$0.00	\$0.00
23	CTO Electronic TCO Certified labeling HP, Inc. - pds #: 743973	3E758AV	150	\$0.00	\$0.00
24	CTO Core Ultra 5 sz3 G16 LBL HP, Inc. - pds #: 308551	A19B1AV	150	\$0.00	\$0.00

Subtotal:	\$144,600.00
Tax (.0000%):	\$0.00
Shipping:	\$0.00
Total:	\$144,600.00

Terms and Conditions

Unless a specific Master Services and Product Sales Agreement is in effect between the parties, this quotation is subject to the PDS Terms and Conditions, which can be reviewed at <https://www.shoppps.com/termsforsale.aspx>.

Please note that shipping and tax amounts are estimates.

Purchases made with a credit card may incur a 3.5% Convenience Fee, applied at the time of invoicing.

Pellera has been informed by multiple technology manufacturers that prices are subject to rapid and unannounced fluctuations due to various factors, including component availability, and both U.S. and foreign tariffs. Pricing is fluid, Pellera will make every effort to honor the pricing quoted, however we are unable to guarantee prices beyond the expiration date. This circumstance is not unique to Pellera; it is a pervasive issue within the industry.

If you have questions, please contact your sales representative.

When Property Tax Bills Arrive, It's Important To Tell The Whole Story

By Dee Pettack | December 17, 2025

On short notice, the Assembly Education Committee is holding a public hearing today on several bills, including Assembly Bill 391. This proposal would eliminate the \$325 per-pupil adjustment in the school district revenue-limit formula beginning with the 2027–28 school year. Given the heightened attention on rising property-tax bills now reaching taxpayers across the state, this legislation is likely to receive significant media coverage.

Taxpayers are understandably frustrated by increases they did not anticipate. In many communities, that frustration is being directed at local school districts, based on the assumption that higher property taxes are the result of increased school spending. At the same time, policymakers in Madison are publicly debating who is responsible.

What is often missing from this conversation is the impact of state policy decisions made in the 2025–27 state budget. Under Wisconsin law, school district spending authority is largely governed by state-imposed revenue limits, not unilateral decisions by local school boards. While districts were permitted a modest increase in revenue authority, that increase was below the rate of inflation for the 17th consecutive year and was not accompanied by any increase in state general school aids.

Historically, when the Legislature has allowed revenue limits to grow, it has paired that authority with corresponding increases in state aid to limit the impact on local property taxpayers. The 2025–27 budget broke from that long-standing practice. As a result, costs were effectively shifted away from the state budget and onto local property taxpayers—despite no change in local spending decisions.

These pressures have been compounded by continued underfunding of special education. The use of a “sum certain” appropriation has resulted in reimbursement rates falling well below promised levels, forcing districts to divert scarce general operating dollars to cover mandated special education costs. Together, these state-level decisions leave districts with limited options and place increasing strain on local budgets.

The outcome is predictable: higher property taxes, growing frustration in communities, and more frequent local referenda just to maintain basic educational services. If state leaders are serious about property-tax relief and predictable school funding, they must acknowledge that failing to fund authorized revenue increases with corresponding state aid is a core part of the problem.

It is important that the full story is shared. Finger-pointing in Madison only creates confusion locally and fails to provide an honest explanation of why tax bills look different this year. Please feel free to use this information in conversations with your community or as the basis for an Op-Ed. If you would like assistance, don't hesitate to reach out.

Below are three latest news stories from dedicated school leaders and a myth-vs.-fact overview designed to help counter statewide commentary that seeks to shift responsibility for funding challenges onto local school districts.

Media Coverage

Southeast Wisconsin School Leaders: https://www.jsonline.com/story/opinion/2025/12/15/wisconsin-school-property-taxes-increase-pay-more/87702802007/?tbref=hp_

Green Bay Area Public School: <https://fox11online.com/news/crisis-in-the-classroom/green-bay-public-schools-expect-another-2-million-gap-due-to-lower-special-ed-funding>

Commentary from Oconomowoc Superintendent: [Beyond the numbers: Understanding the financial complexities driving OASD's budget and lower mill rate](#) or [Link to PDF](#)

Myth vs. Fact: School Funding and Property Taxes

Myth: School districts raised property taxes because they chose to spend more than inflation.

Fact: School districts can only raise revenue within **state-imposed revenue limits**. To spend more than those limits requires voter approval via operating referendum. The state authorized a per-pupil revenue-limit increase that was less than inflation but did not provide the state aid necessary to fund it, shifting costs to property taxpayers.

Myth: Schools received “record funding” in the state budget.

Fact: While the budget included increases, those increases did not keep pace with inflation or rising fixed costs, and key components, like special education aid, remain underfunded due to sum-certain appropriations.

Myth: Referenda are a sign of poor local fiscal management.

Fact: Referenda are often the only remaining tool districts have to address structural gaps created when state funding does not keep pace with mandated costs and authorized spending authority. When schools are only allowed spending increases that fall below the amount necessary to keep pace with inflation, they must either cut programs and services for students or seek referendum approval. Oftentimes, they resort to both.

Myth: Property tax increases would have happened regardless of state action.

Fact: Historically, when the state matched revenue limit increases with increased general school aid, property tax impacts were significantly reduced.

On a statewide basis, property tax increases were held in check. The 2025–27 budget broke from that precedent.

Myth: This is a local problem.

Fact: This is a statewide policy decision with statewide consequences. Districts across Wisconsin—urban, suburban, and rural—are experiencing the same pressures because the revenue limits apply uniformly and the school aid formula applies to all school districts. Almost three quarters of Wisconsin’s school districts will receive less general aid than they did in the prior year. And the number of districts that lost so much aid they qualified for stop-gap hold harmless funding went up by nearly 30% compared to the previous year.

2024-2025 Snow Removal Cost

	East	Grant	Grove	Mead	Howe and Parking Lot	RCHS	Rudolph	WA	Woodside	Pitsch	Lincoln	WRAMS	SWCH	City Wis Rapids	Totals
Nov	\$0.00	\$0.00	\$0.00	\$0.00	\$0.00	\$0.00	\$0.00	\$0.00	\$0.00	\$0.00	\$0.00	\$0.00	\$0.00	\$0.00	\$0.00
Dec	\$1,152.00	\$935.00	\$1,045.00	\$1,210.00	\$1,122.50	\$425.00	\$495.00	\$701.25	\$1,430.00	\$985.00	\$4,860.00	\$1,056.00	\$775.00	\$372.44	\$16,564.19
Jan	\$1,464.00	\$340.00	\$907.50	\$990.00	\$1,090.00	\$170.00	\$410.00	\$340.00	\$1,017.50	\$627.50	\$3,081.25	\$1,704.00	\$860.00	\$3,085.90	\$16,087.65
Feb	\$1,998.00	\$1,020.00	\$1,850.00	\$2,467.50	\$2,982.50	\$595.00	\$1,735.00	\$1,062.50	\$2,490.00	\$2,136.25	\$10,336.25	\$3,024.00	\$2,783.75	\$2,181.41	\$36,662.16
Mar	\$1,026.00	\$701.25	\$1,002.50	\$1,422.50	\$1,600.00	\$340.00	\$1,567.50	\$765.00	\$1,210.00	\$1,245.00	\$3,610.00	\$1,656.00	\$1,193.75	\$2,500.64	\$19,840.14
April	\$0.00	\$0.00	\$0.00	\$0.00	\$0.00	\$0.00	\$0.00	\$0.00	\$0.00	\$0.00	\$0.00	\$0.00	\$0.00	\$0.00	\$0.00
Sub-Total	\$5,640.00	\$2,996.25	\$4,805.00	\$6,090.00	\$6,795.00	\$1,530.00	\$4,207.50	\$2,868.75	\$6,147.50	\$4,993.75	\$21,887.50	\$7,440.00	\$5,612.50	\$8,140.39	\$89,154.14

Total Paid to Contractors 2023-2024					
	Wolesek	Lars Larsen	Krueger	Bohn	City
Nov	\$0.00	\$0.00	\$0.00	\$0.00	\$0.00
Dec	\$11,427.50	\$495.00	\$2,061.25	\$ 2,208.00	\$372.44
Jan	\$8,573.75	\$410.00	\$850.00	\$ 3,168.00	\$3,085.90
Feb	\$25,046.25	\$1,735.00	\$2,677.50	\$ 5,022.00	\$2,181.41
March	\$11,283.75	\$1,567.50	\$1,806.25	\$ 2,682.00	\$2,500.64
April					
	\$56,331.25	\$4,207.50	\$7,395.00	\$13,080.00	\$8,140.39
					\$89,154.14

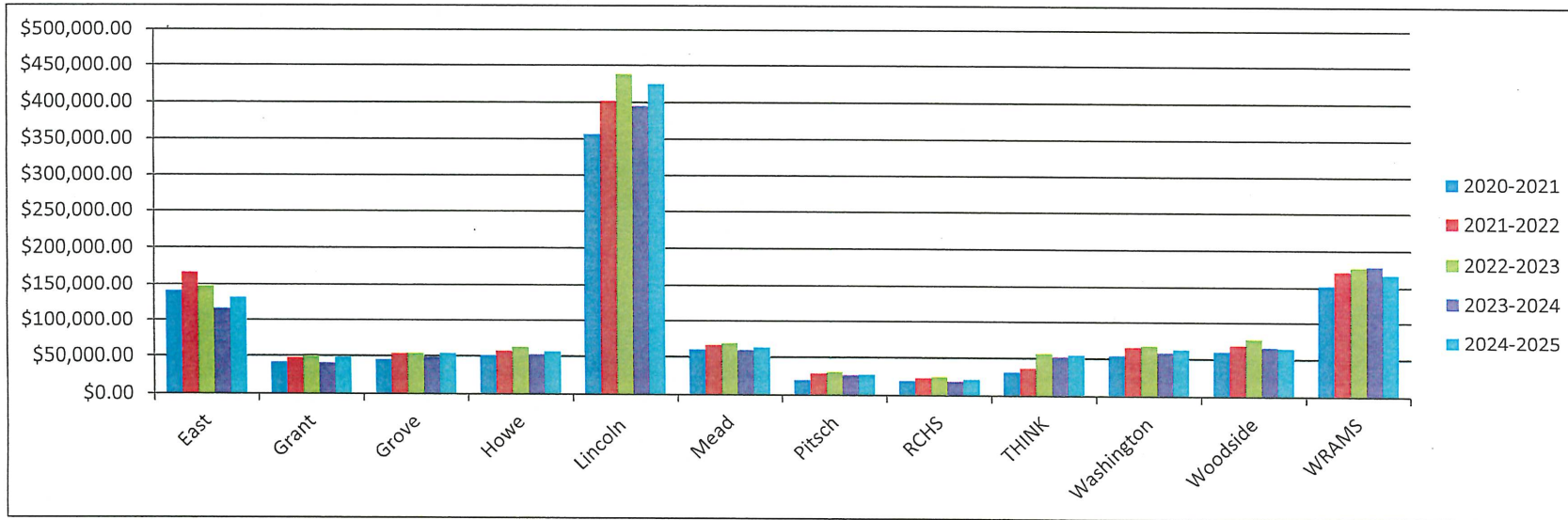
(Information taken from Accuweather)

Monthly Snowfall						
	2019-2020	2020-2021	2021-2022	2022-2023	2023-2024	2024-2025
November	2.11	0	3.2	1	1.8	0.3
December	14.1	3.5	16.5	13.4	1.5	6
January	9.7	5	8.9	7.9	11.7	4.8
February	14	10	3.7	10.1	1.2	10.9
March	2.5	2.1	0.8	11.5	8.5	8.5
April	2	0	0	4.09	9.1	3
	44.41	20.6	33.1	47.99	33.80	33.50

Using NOAA - National Oceanic & Atmospheric Administration

Utility Cost All Buildings

	2020-2021	2021-2022	2022-2023	2023-2024	2024-2025	5 year Average
East	\$141,311.06	\$166,826.24	\$147,754.07	\$116,566.99	\$131,746.08	\$140,840.89
Grant	\$43,127.51	\$48,163.59	\$49,411.97	\$42,458.64	\$48,687.39	\$46,369.82
Grove	\$45,921.94	\$53,289.05	\$53,580.70	\$48,990.40	\$53,596.67	\$51,075.75
Howe	\$51,502.44	\$57,052.49	\$62,502.17	\$52,321.28	\$56,098.85	\$55,895.45
Lincoln	\$356,024.85	\$401,355.28	\$437,683.94	\$394,643.37	\$424,868.88	\$402,915.26
Mead	\$60,168.85	\$66,843.25	\$69,367.56	\$59,758.87	\$63,225.13	\$63,872.73
Pitsch	\$21,129.81	\$29,833.75	\$31,975.96	\$27,926.45	\$28,632.89	\$27,899.77
RCHS	\$20,738.82	\$24,049.69	\$25,766.82	\$19,704.00	\$22,625.22	\$22,576.91
THINK	\$32,329.33	\$37,382.80	\$55,842.84	\$52,004.90	\$54,143.94	\$46,340.76
Washington	\$53,772.97	\$64,934.78	\$67,294.76	\$58,052.38	\$61,913.61	\$61,193.70
Woodside	\$58,918.67	\$68,507.06	\$77,587.98	\$65,571.18	\$64,130.33	\$66,943.04
WRAMS	\$151,714.32	\$171,366.96	\$177,071.79	\$178,675.37	\$166,853.38	\$169,136.36
Grand Totals	\$1,036,660.57	\$1,189,604.94	\$1,255,840.56	\$1,116,673.83	\$1,176,522.37	\$1,155,060.45



East Jr. High

Expenses	2020-21	2021-22	2022-23	2023-24	2024-25	5 Yr. Average
Electric	\$49,661.19	\$52,379.57	\$50,628.58	\$52,363.64	\$55,621.91	\$52,130.98
Natural Gas	\$71,360.66	\$91,087.49	\$77,219.13	\$49,016.30	\$60,932.70	\$69,923.26
Lighting	\$960.10	\$1,014.30	\$1,073.80	\$1,299.00	\$971.95	\$1,063.83
Sewer	\$7,080.00	\$8,586.78	\$6,677.88	\$3,755.89	\$3,612.08	\$5,942.53
Water	\$6,041.92	\$7,284.06	\$5,626.04	\$3,093.48	\$2,864.45	\$4,981.99
Fire Suppression	\$3,216.00	\$3,216.00	\$3,216.00	\$3,473.28	\$3,591.98	\$3,342.65
Transporation Utility				\$153.55	\$153.55	\$153.55
Stormwater	\$2,991.19	\$3,258.04	\$3,312.64	\$3,411.85	\$3,997.46	\$3,394.24
Totals	\$141,311.06	\$166,826.24	\$147,754.07	\$116,566.99	\$131,746.08	\$140,840.89
Wunderground	865CDD/7465HDD	809CDD/7865HDD	823CDD/7481HDD	792.9CDD/6556.4HDD	800.5CDD/7402HDD	

	2020-21	2021-22	2022-23	2023-24	2024-25	5 Yr. Average
Snowplowing	\$3,408.75	\$4,495.75	\$8,512.00	\$3,549.00	\$5,640.00	\$5,121.10

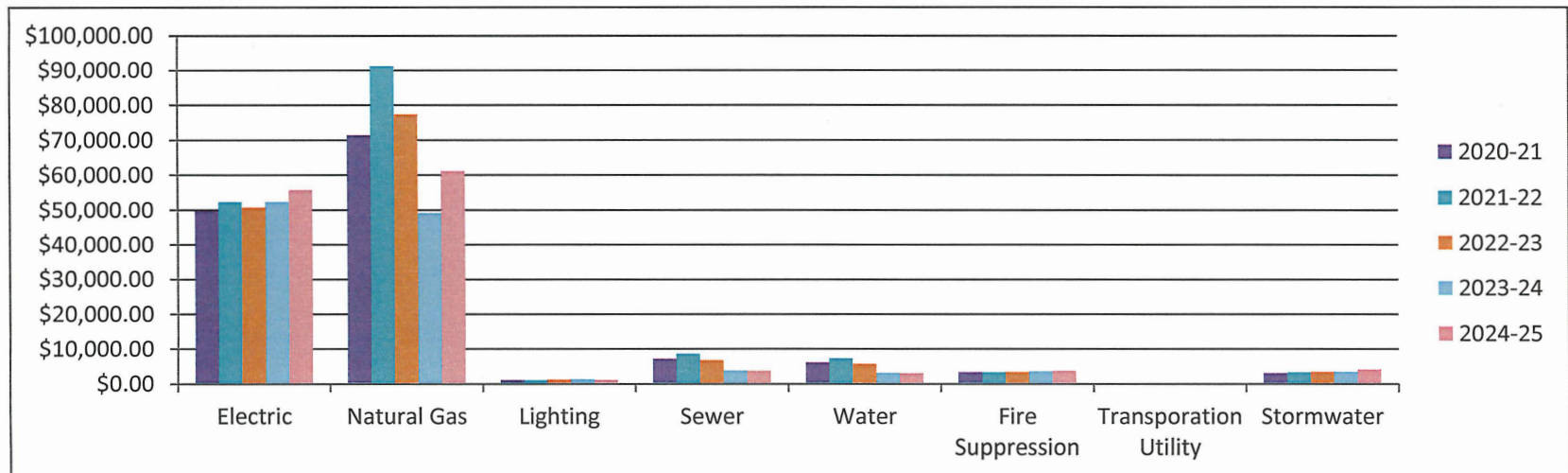
Cost per Square Foot (Utilities Only)

	2020-21	2021-22	2022-23	2023-24	2024-25	5 Yr. Average
	\$0.69	\$0.81	\$0.71	\$0.56	\$0.63	\$0.68

of Students **175** **181** **115** **96** **53**

	2020-21	2021-22	2022-23	2023-24	2024-25	5 Yr. Average
Utility Cost Per Student	\$807.49	\$921.69	\$1,284.82	\$1,214.24	\$2,485.78	\$1,342.80

School closed June 2018



5 Year Building Cost Summary

Grant Elementary

Expenses	2020-21	2021-22	2022-23	2023-24	2024-25	5 Yr. Average
Electric	\$26,829.68	\$27,171.42	\$27,034.79	\$27,790.00	\$29,765.92	\$27,718.36
Natural Gas	\$15,542.81	\$20,203.13	\$21,564.80	\$13,833.74	\$18,132.88	\$17,855.47
Lighting	\$755.02	\$789.04	\$812.38	\$834.90	\$788.59	\$795.99
Sewer	\$0.00	\$0.00	\$0.00	\$0.00	\$0.00	\$0.00
Water	\$0.00	\$0.00	\$0.00	\$0.00	\$0.00	\$0.00
Fire Suppression	\$0.00	\$0.00	\$0.00	\$0.00	\$0.00	\$0.00
Stormwater	\$0.00	\$0.00	\$0.00	\$0.00	\$0.00	\$0.00
Totals	\$43,127.51	\$48,163.59	\$49,411.97	\$42,458.64	\$48,687.39	\$46,369.82
Wunderground	865CDD/7465HDD	809CDD/7865HDD	823CDD/7481HDD	792.9CDD/6556.4HDD	800.5CDD/7402HDD	

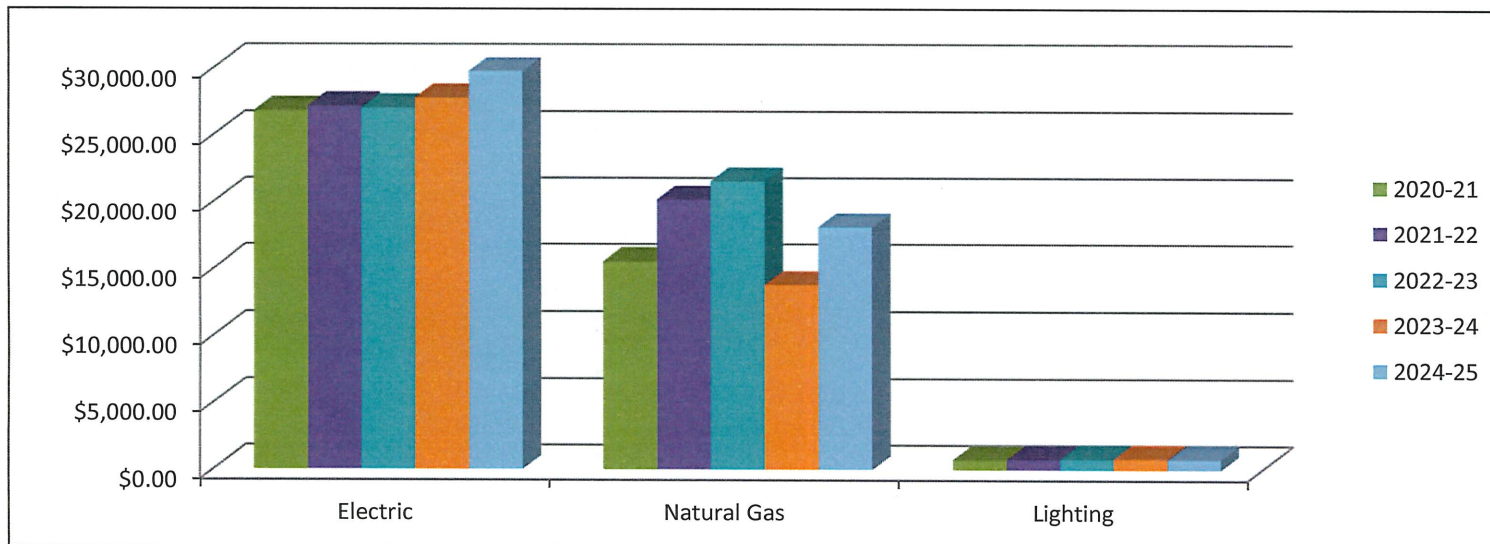
	2020-21	2021-22	2022-23	2023-24	2024-25	5 Yr. Average
Snowplowing	\$2,468.75	\$4,087.25	\$5,492.00	\$2,847.50	\$2,996.25	\$3,578.35

Cost per Square Foot (Utilities Only)

	2020-21	2021-22	2022-23	2023-24	2024-25	5 Yr. Average
	\$0.85	\$0.94	\$0.89	\$0.77	\$0.88	\$0.87

# of Students	235	239	223	241	237	
	2020-21	2021-22	2022-23	2023-24	2024-25	5 Yr. Average

Utility Cost Per Student	\$183.52	\$201.52	\$221.58	\$176.18	\$205.43	\$197.65
--------------------------	----------	----------	----------	----------	----------	----------



5 Year Building Cost Summary Grove Elementary

Expenses	2020-21	2021-22	2022-23	2023-24	2024-25	5 Yr. Average
Electric	\$22,628.52	\$24,971.27	\$24,420.16	\$25,018.33	\$27,556.24	\$24,918.90
Natural Gas	\$12,503.26	\$16,744.91	\$16,872.59	\$10,259.02	\$13,840.42	\$14,044.04
Lighting	\$1,514.03	\$1,591.71	\$1,656.47	\$1,802.85	\$1,571.36	\$1,627.28
Sewer	\$2,615.34	\$2,957.70	\$2,814.06	\$3,010.17	\$2,374.02	\$2,754.26
Water	\$2,096.20	\$2,355.70	\$2,224.22	\$2,597.94	\$2,189.94	\$2,292.80
Fire Suppression	\$3,408.00	\$3,408.00	\$3,408.00	\$3,680.64	\$3,806.44	\$3,542.22
Transport Utility	\$0.00	\$0.00	\$725.64	\$748.60	\$63.75	\$307.60
Stormwater	\$1,156.59	\$1,259.76	\$1,459.56	\$1,872.85	\$2,194.50	\$1,588.65
Totals	\$45,921.94	\$53,289.05	\$53,580.70	\$48,990.40	\$53,596.67	\$51,075.75
Wunderground	865CDD/7465HDD	809CDD/7865HDD	823CDD/7481HDD	792.9CDD/6556.4HDD	800.5CDD/7402HDD	

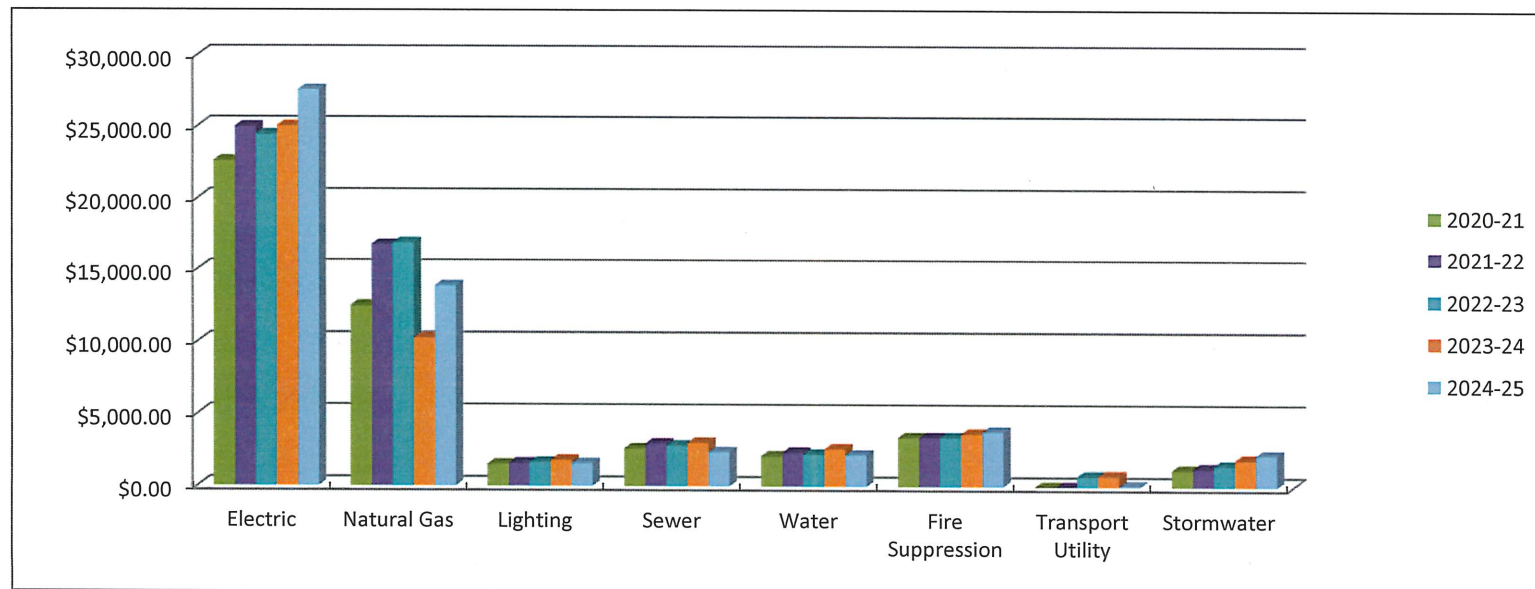
	2020-21	2021-22	2022-23	2023-24	2024-25	5 Yr. Average
Snowplowing	\$2,148.00	\$2,909.00	\$6,444.50	\$3,070.00	\$4,805.00	\$3,875.30

Cost per Square Foot (Utilities Only)

	2020-21	2021-22	2022-23	2023-24	2024-25	5 Yr. Average
	\$0.84	\$0.98	\$1.00	\$0.91	\$1.00	\$0.94

# of Students	197	210	196	192	174	
	2020-21	2021-22	2022-23	2023-24	2024-25	5 Yr. Average

Utility Cost Per Student	\$233.11	\$253.76	\$273.37	\$255.16	\$308.03	\$264.68
--------------------------	----------	----------	----------	----------	----------	----------



5 Year Building Cost Summary Howe Elementary

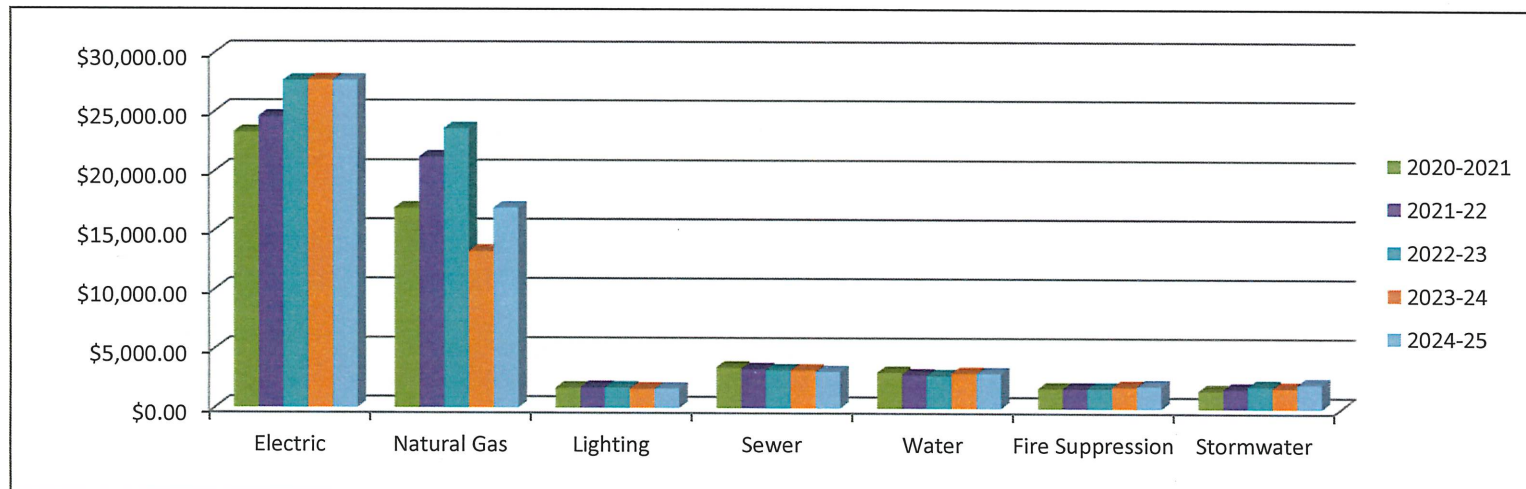
Expenses	2020-2021	2021-22	2022-23	2023-24	2024-25	5 Yr. Average
Electric	\$23,254.79	\$24,571.97	\$27,616.76	\$27,678.33	\$27,634.71	\$26,151.31
Natural Gas	\$16,812.67	\$21,184.21	\$23,546.42	\$13,225.57	\$16,820.83	\$18,317.94
Lighting	\$1,689.00	\$1,758.40	\$1,727.86	\$1,621.76	\$1,634.86	\$1,686.38
Sewer	\$3,457.86	\$3,310.26	\$3,230.88	\$3,212.23	\$3,082.68	\$3,258.78
Water	\$3,051.44	\$2,854.22	\$2,781.56	\$2,987.58	\$2,965.98	\$2,928.16
Fire Suppression	\$1,704.00	\$1,704.00	\$1,704.00	\$1,840.62	\$1,903.22	\$1,771.17
Stormwater	\$1,532.68	\$1,669.43	\$1,894.69	\$1,755.19	\$2,056.57	\$1,781.71
Totals	\$51,502.44	\$57,052.49	\$62,502.17	\$52,321.28	\$56,098.85	\$55,895.45
Wunderground	865CDD/7465HDD	809CDD/7865HDD	823CDD/7481HDD	792.9CDD/6556.4HDD	800.5CDD/7402HDD	

	2020-21	2021-22	2022-23	2023-24	2024-25	5 Yr. Average
Snowplowing	\$2,838.50	\$3,110.75	\$5,670.00	\$2,580.00	\$6,795.00	\$4,198.85
Parking Lot	\$1,846.00	\$2,084.50	\$3,810.00	\$1,272.50	\$0.00	\$2,253.25
Totals	\$4,684.50	\$5,195.25	\$9,480.00	\$3,852.50	\$6,795.00	\$6,001.45

Cost per Square Foot (Utilities Only)

	2020-21	2021-22	2022-23	2023-24	2024-25	5 Yr. Average
	\$0.84	\$0.93	\$0.93	\$0.78	\$0.84	\$0.86

# of Students	287	318	325	326	321	
	2020-21	2021-22	2022-23	2023-24	2024-25	5 Yr. Average
Utility Cost Per Student	\$179.45	\$179.41	\$192.31	\$160.49	\$174.76	\$177.29



5 Year Building Cost Summary Lincoln High School

Expenses	2020-21	2021-22	2022-23	2023-24	2024-25	5 Yr. Average
Electric	\$217,303.54	\$239,749.59	\$274,194.94	\$269,689.66	\$285,193.50	\$257,226.25
Natural Gas	\$102,938.46	\$120,815.49	\$118,261.40	\$75,146.85	\$89,955.43	\$101,423.53
Lighting	\$497.30	\$520.18	\$531.62	\$460.90	\$414.66	\$484.93
Sewer	\$8,446.26	\$10,580.82	\$11,083.56	\$11,843.59	\$11,305.80	\$10,652.01
Water	\$8,990.82	\$10,838.38	\$11,163.62	\$12,307.54	\$12,299.73	\$11,120.02
Fire Suppression	\$6,612.00	\$6,612.00	\$6,612.00	\$7,054.56	\$7,258.66	\$6,829.84
Transport Utility	\$0.00	\$0.00	\$2,510.52	\$2,590.11	\$220.58	\$1,064.24
Stormwater	\$11,236.47	\$12,238.82	\$13,326.28	\$15,550.16	\$18,220.52	\$14,114.45
Totals	\$356,024.85	\$401,355.28	\$437,683.94	\$394,643.37	\$424,868.88	\$402,915.26
Wunderground	865CDD/7465HDD	809CDD/7865HDD	823CDD/7481HDD	792.9CDD/6556.4HDD	800.5CDD/7402HDD	

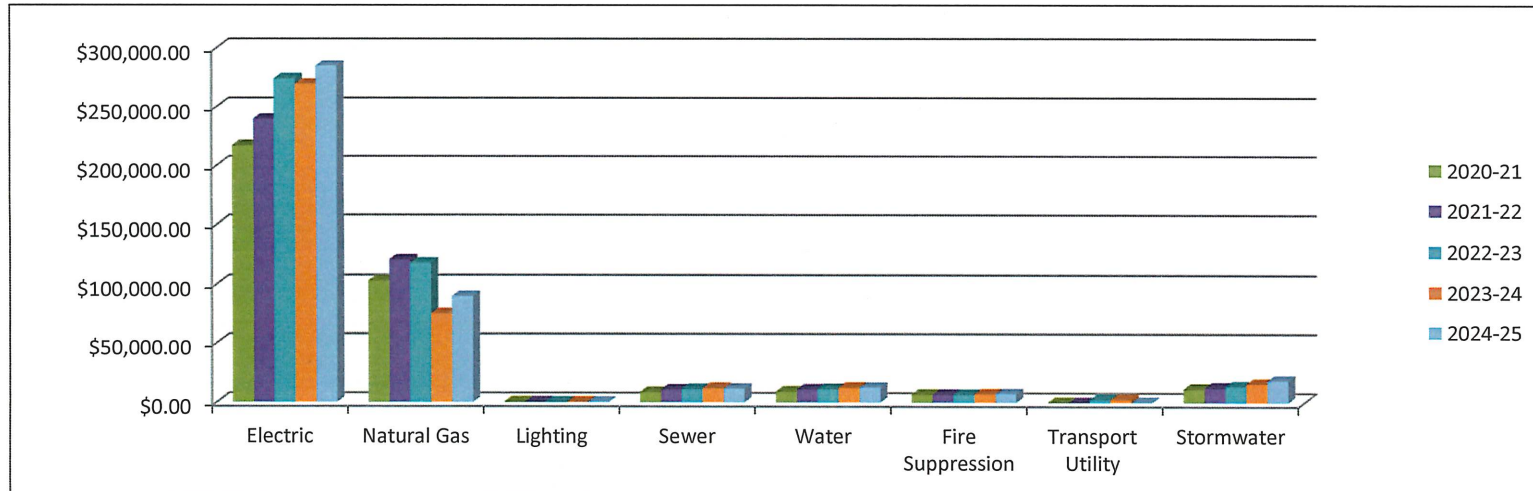
	2020-21	2021-22	2022-23	2023-24	2024-25	5 Yr. Average
Snowplowing-Lincoln	\$10,159.50	\$13,400.00	\$26,485.00	\$14,011.25	\$21,887.50	\$17,188.65
Snowplowing-SWCH	\$2,128.50	\$2,797.50	\$6,423.75	\$2,517.50	\$5,612.50	\$3,895.95
Totals	\$12,288.00	\$16,197.50	\$32,908.75	\$16,528.75	\$27,500.00	\$21,084.60

Cost per Square Foot (Utilities Only)

	2020-21	2021-22	2022-23	2023-24	2024-25	5 Yr. Average
	\$0.98	\$1.11	\$1.03	\$0.93	\$1.00	\$1.01

# of Students	1,362	1,262	1,286	1,281	1,302	
	2020-21	2020-21	2022-23	2023-24	2024-25	5 Yr. Average
Utility Cost Per Student	\$261.40	\$318.03	\$340.35	\$308.07	\$326.32	\$310.83

Note: Building has events and swimming pool running 24/7/365
arch 2018: Pool closer



5 Year Building Cost Summary Mead Elementary

Expenses	2020-21	2021-22	2022-23	2023-24	2024-25	5 Yr. Average
Electric	\$29,813.02	\$30,262.65	\$31,825.27	\$32,446.40	\$33,380.80	\$31,545.63
Natural Gas	\$17,926.18	\$23,338.71	\$25,197.34	\$13,828.98	\$17,722.29	\$19,602.70
Lighting	\$1,689.00	\$1,758.54	\$1,792.86	\$1,649.63	\$1,634.86	\$1,704.98
Sewer	\$3,358.32	\$3,610.72	\$3,093.19	\$3,045.91	\$2,485.44	\$3,118.72
Water	\$2,968.40	\$3,216.92	\$2,580.88	\$2,823.02	\$2,349.11	\$2,787.67
Fire Suppression	\$1,704.00	\$1,704.00	\$1,704.00	\$1,840.32	\$1,903.22	\$1,771.11
Transportation Utility	\$0.00	\$0.00	\$161.10	\$997.26	\$84.93	\$248.66
Stormwater	\$2,709.93	\$2,951.71	\$3,012.92	\$3,127.35	\$3,664.48	\$3,093.28
Totals	\$60,168.85	\$66,843.25	\$69,367.56	\$59,758.87	\$63,225.13	\$63,872.73
Wunderground	865CDD/7465HDD	809CDD/7865HDD	823CDD/7481HDD	792.9CDD/6556.4HDD	800.5CDD/7402HDD	

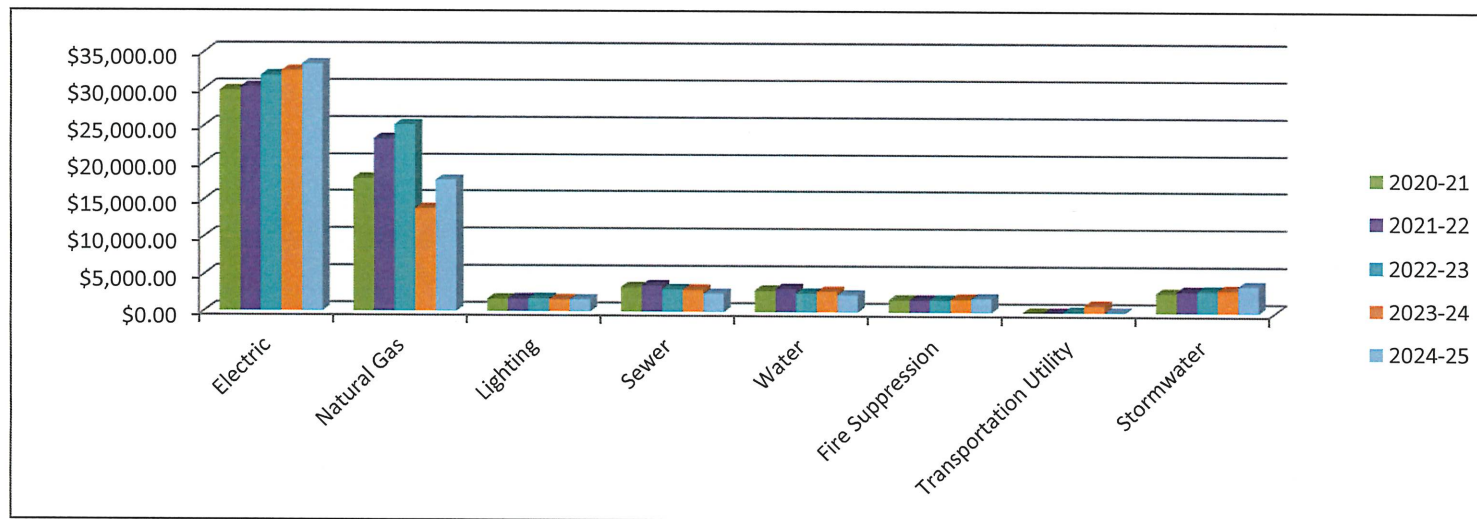
	2020-21	2021-22	2022-23	2023-24	2024-25	5 Yr. Average
Snowplowing	\$3,317.50	\$3,911.50	\$6,653.75	\$3,917.50	\$6,090.00	\$4,778.05

Cost per Square Foot (Utilities Only)

	2020-21	2021-22	2022-23	2023-24	2024-25	5 Yr. Average
	\$0.90	\$1.00	\$0.87	\$0.75	\$0.79	\$0.86

of Students 311 295 289 278 276

	2020-21	2021-22	2022-23	2023-24	2024-25	5 Yr. Average
Utility Cost Per Student	\$193.47	\$226.59	\$240.03	\$214.96	\$229.08	\$220.82



5 Year Building Cost Summary

Pitsch Elementary

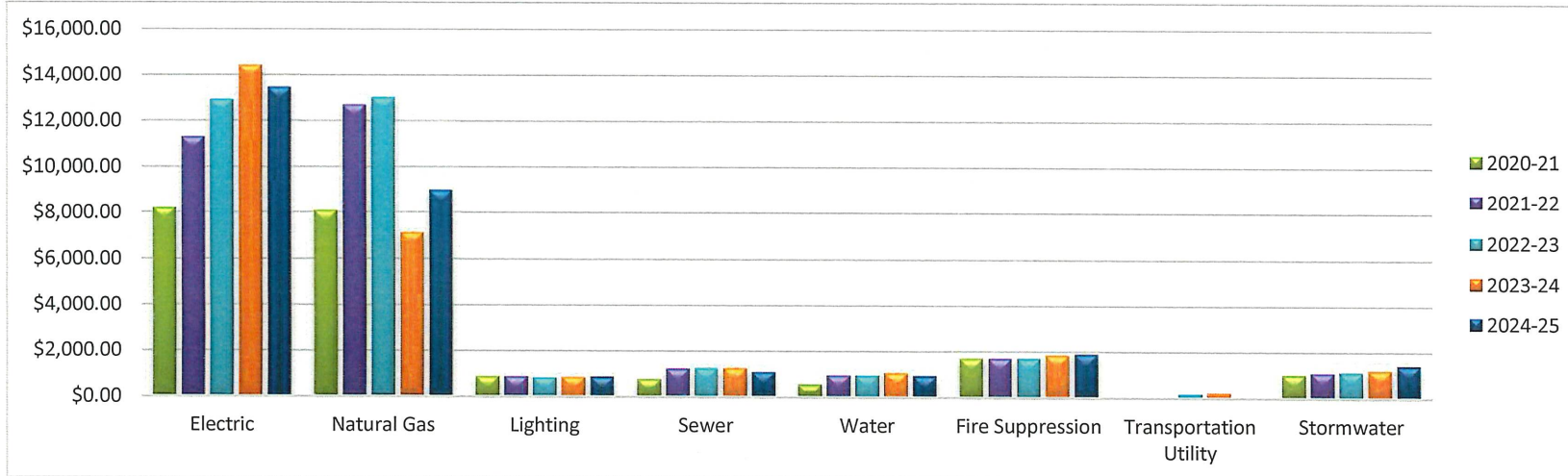
Expenses	2020-21	2021-22	2022-23	2023-24	2024-25	5 Yr. Average
Electric	\$8,197.10	\$11,290.02	\$12,923.80	\$14,423.23	\$13,451.77	\$12,057.18
Natural Gas	\$8,072.46	\$12,699.99	\$13,011.85	\$7,142.54	\$8,981.42	\$9,981.65
Lighting	\$868.92	\$876.48	\$838.50	\$851.16	\$862.56	\$859.52
Sewer	\$755.88	\$1,227.48	\$1,242.86	\$1,246.63	\$1,098.18	\$1,114.21
Water	\$532.56	\$947.76	\$947.99	\$1,042.78	\$925.83	\$879.38
Fire Suppression	\$1,704.00	\$1,704.00	\$1,704.00	\$1,840.32	\$1,903.22	\$1,771.11
Transportation Utility	\$0.00	\$0.00	\$184.56	\$190.37	\$16.21	\$78.23
Stormwater	\$998.89	\$1,088.02	\$1,122.40	\$1,189.42	\$1,393.70	\$1,158.49
Totals	\$21,129.81	\$29,833.75	\$31,975.96	\$27,926.45	\$28,632.89	\$27,899.77
	865CDD/7465HDD	809CDD/7865HDD	823CDD/7481HDD	792.9CDD/6556.4HDD	800.5CDD/7402HDD	
	2020-21	2021-22	2022-23	2023-24	2024-25	5 Yr. Average
Snowplowing	\$3,480.00	\$4,145.00	\$5,417.50	\$3,002.50	\$4,993.75	\$4,207.75

Cost per Square Foot (Utilities Only)

	2020-21	2021-22	2022-23	2023-24	2024-25	5 Yr. Average
	\$0.75	\$1.06	\$1.13	\$0.99	\$1.01	\$0.99

# of Students	24	116	288	291	306	
	2020-21	2021-22	2022-23	2023-24	2024-25	5 Yr. Average
Utility Cost Per Student	\$880.41	\$257.19	\$111.03	\$95.97	\$93.57	\$287.63

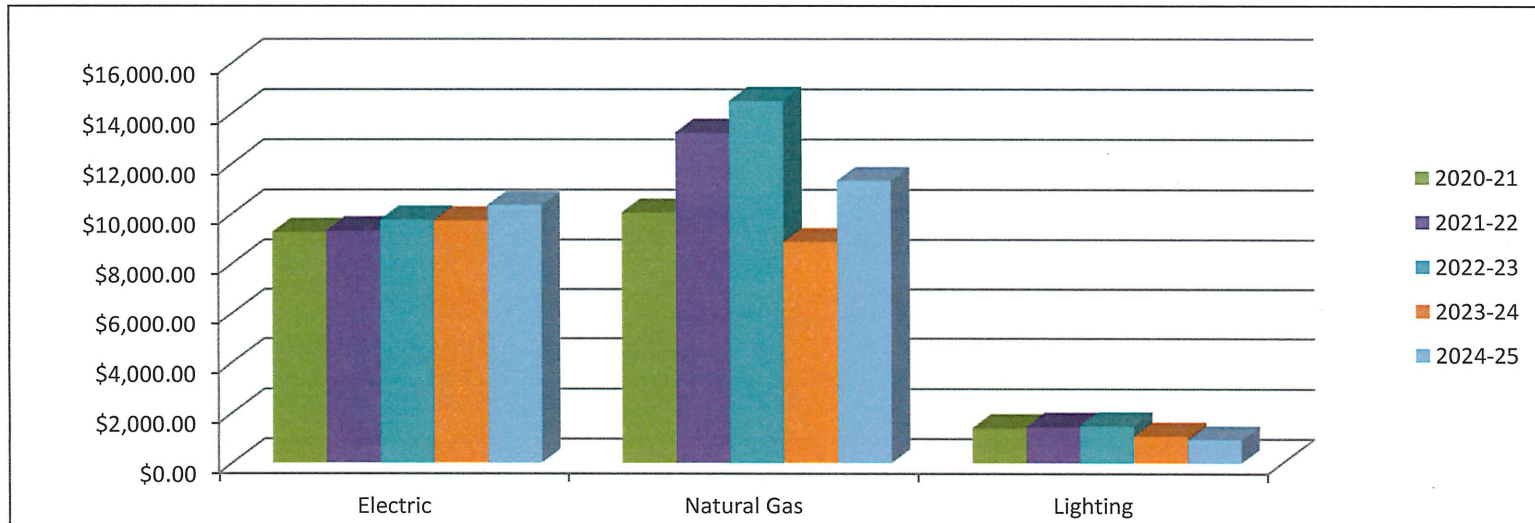
Took over May 15th, 2020, after boys and girls club moved to YMCA



5 Year Building Cost Summary River Cities High School

Expenses	2020-21	2021-22	2022-23	2023-24	2024-25	5 Yr. Average
Electric	\$9,273.66	\$9,335.81	\$9,759.92	\$9,733.10	\$10,346.46	\$9,689.79
Natural Gas	\$10,057.66	\$13,248.43	\$14,512.85	\$8,887.70	\$11,336.50	\$11,608.63
Lighting	\$1,407.50	\$1,465.45	\$1,494.05	\$1,083.20	\$942.26	\$1,278.49
Sewer	\$0.00	\$0.00	\$0.00	\$0.00	\$0.00	\$0.00
Water	\$0.00	\$0.00	\$0.00	\$0.00	\$0.00	\$0.00
Fire Suppression	\$0.00	\$0.00	\$0.00	\$0.00	\$0.00	\$0.00
Stormwater	\$0.00	\$0.00	\$0.00	\$0.00	\$0.00	\$0.00
Totals	\$20,738.82	\$24,049.69	\$25,766.82	\$19,704.00	\$22,625.22	\$22,576.91
Wunderground	865CDD/7465HDD	809CDD/7865HDD	823CDD/7481HDD	792.9CDD/6556.4HDD	800.5CDD/7402HDD	

	2020-21	2021-22	2022-23	2023-24	2024-25	5 Yr. Average
Snowplowing	\$1,280.00	\$2,008.50	\$2,507.50	\$1,593.75	\$1,530.00	\$1,783.95
Cost per Square Foot (Utilities Only)	120	94	94	88	85	
	2020-21	2021-22	2022-23	2023-24	2024-25	5 Yr. Average
	\$0.70	\$0.81	\$0.84	\$0.65	\$0.74	\$0.75



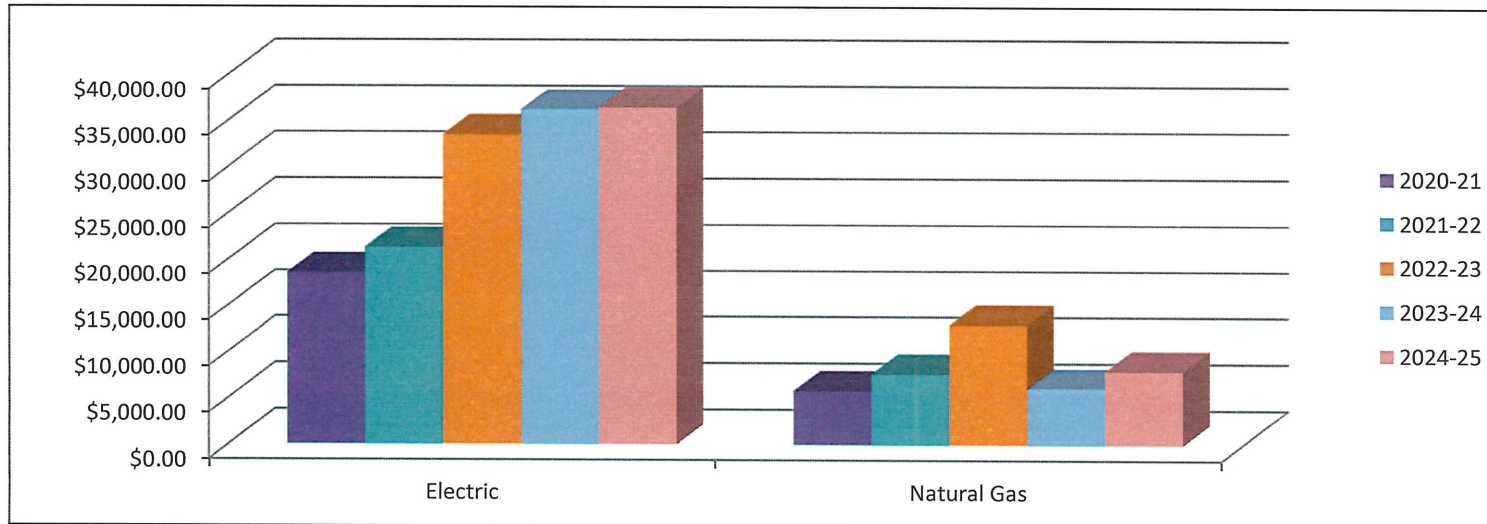
5 Year Building Cost Summary THINK Academy

Expenses	2020-21	2021-22	2022-23	2023-24	2024-25	5 Yr. Average
Electric	\$18,556.37	\$21,314.63	\$33,515.96	\$36,225.06	\$36,471.66	\$29,216.74
Natural Gas	\$5,822.96	\$7,668.17	\$12,981.88	\$6,119.84	\$8,012.28	\$8,121.03
Sewer	\$7,950.00	\$8,400.00	\$9,345.00	\$9,660.00	\$9,660.00	\$9,003.00
Totals	\$32,329.33	\$37,382.80	\$55,842.84	\$52,004.90	\$54,143.94	\$46,340.76
Wunderground	865CDD/7465HDD	809CDD/7865HDD	823CDD/7481HDD	792.9CDD/6556.4HDD	800.5CDD/7402HDD	

	2020-21	2021-22	2022-23	2023-24	2024-25	5 Yr. Average
Snowplowing	\$2,695.00	\$5,907.50	\$6,443.75	\$2,020.00	\$4,207.50	\$4,254.75

Cost per Square Foot (Utilities Only)	2020-21	2021-22	2022-23	2023-24	2024-25	5 Yr. Average
	\$1.01	\$1.16	\$1.29	\$1.20	\$1.25	\$1.18

# of Students	176	183	180	185	191	
	2020-21	2021-22	2022-23	2023-24	2024-25	5 Yr. Average
Utility Cost Per Student	\$183.69	\$204.28	\$310.24	\$281.11	\$283.48	\$252.56



5 Year Building Cost Summary Washington Elementary

Expenses	2020-21	2021-22	2022-23	2023-24	2024-25	5 Yr. Average
Electric	\$27,083.69	\$30,738.47	\$30,101.67	\$29,861.23	\$30,824.67	\$29,721.95
Natural Gas	\$14,837.02	\$21,675.69	\$23,659.81	\$13,767.65	\$17,952.52	\$18,378.54
Lighting	\$2,736.71	\$2,921.89	\$2,941.83	\$2,796.86	\$2,819.26	\$2,843.31
Sewer	\$2,392.83	\$2,606.29	\$2,643.90	\$2,719.62	\$3,014.60	\$2,675.45
Water	\$2,335.22	\$2,435.56	\$2,439.02	\$2,962.10	\$2,510.25	\$2,536.43
Fire Suppression	\$1,704.00	\$1,704.00	\$1,704.00	\$1,840.32	\$1,903.22	\$1,771.11
Transport Utility	\$0.00	\$0.00	\$872.28	\$899.93	\$76.64	\$369.77
Stormwater	\$2,683.50	\$2,852.88	\$2,932.25	\$3,204.67	\$2,812.45	\$2,897.15
Totals	\$53,772.97	\$64,934.78	\$67,294.76	\$58,052.38	\$61,913.61	\$61,193.70
Wunderground	865CDD/7465HDD	809CDD/7865HDD	823CDD/7481HDD	792.9CDD/6556.4HDD	800.5CDD/7402HDD	

	2020-21	2021-22	2022-23	2023-24	2024-25	5 Yr. Average
Snowplowing	\$2,146.25	\$3,405.00	\$4,514.00	\$2,082.50	\$2,868.75	\$3,003.30

Cost per Square Foot (Utilities Only)

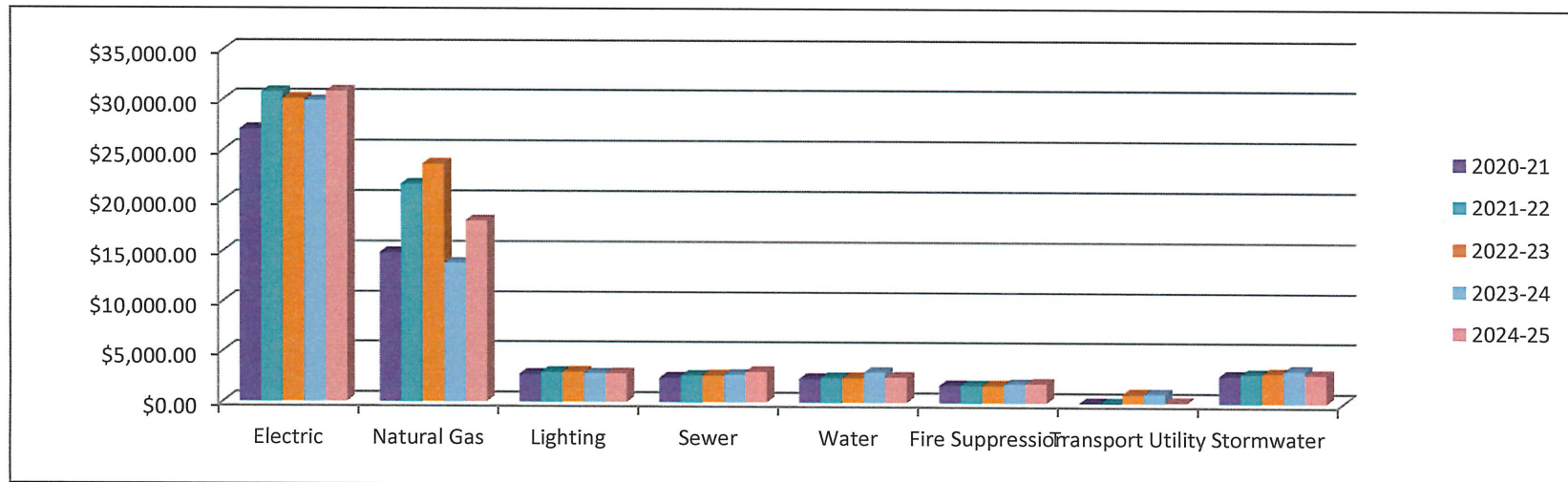
	2020-21	2021-22	2022-23	2023-24	2024-25	5 Yr. Average
	\$0.92	\$1.12	\$1.20	\$1.04	\$1.11	\$1.08

of Students

	2020-21	2021-22	2022-23	2023-24	2024-25	5 Yr. Average
	297	304	300	298	316	

Utility Cost Per Student

	2020-21	2021-22	2022-23	2023-24	2024-25	5 Yr. Average
	\$181.05	\$213.60	\$224.32	\$194.81	\$195.93	\$201.94



5 Year Building Cost Summary Woodside Elementary

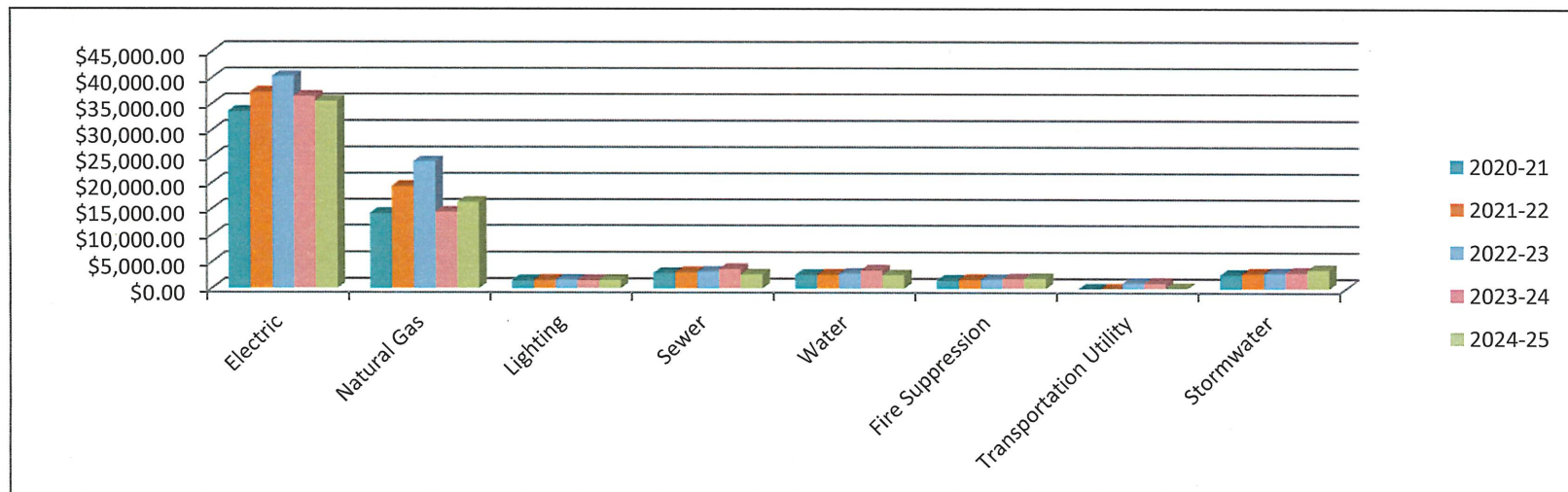
Expenses	2020-21	2021-22	2022-23	2023-24	2024-25	5 Yr. Average
Electric	\$33,603.42	\$37,306.43	\$40,308.92	\$36,508.23	\$35,524.88	\$36,650.38
Natural Gas	\$14,148.04	\$19,360.54	\$24,045.53	\$14,422.67	\$16,273.96	\$17,650.15
Lighting	\$1,491.90	\$1,560.54	\$1,594.86	\$1,527.30	\$1,582.80	\$1,551.48
Sewer	\$2,927.22	\$3,079.68	\$3,168.16	\$3,699.85	\$2,655.54	\$3,106.09
Water	\$2,567.04	\$2,643.16	\$2,828.89	\$3,470.04	\$2,525.51	\$2,806.93
Fire Suppression	\$1,562.00	\$1,704.00	\$1,704.00	\$1,843.32	\$1,903.22	\$1,743.31
Transportation Utility	\$0.00	\$0.00	\$1,016.40	\$1,048.60	\$89.30	\$430.86
Stormwater	\$2,619.05	\$2,852.71	\$2,921.22	\$3,051.17	\$3,575.12	\$3,003.85
Totals	\$58,918.67	\$68,507.06	\$77,587.98	\$65,571.18	\$64,130.33	\$66,943.04
Wunderground	865CDD/7465HDD	809CDD/7865HDD	823CDD/7481HDD	792.9CDD/6556.4HDD	800.5CDD/7402HDD	

	2020-21	2021-22	2022-23	2023-24	2024-25	5 Yr. Average
Snowplowing	\$3,712.00	\$3,595.00	\$7,417.50	\$3,980.00	\$6,147.50	\$11,356.23

Cost per Square Foot (Utilities Only)

	2020-21	2021-22	2022-23	2023-24	2024-25	5 Yr. Average
	\$0.95	\$1.10	\$1.29	\$1.09	\$1.07	\$1.10

# of Students	339	357	330	310	313	
	2020-21	2021-22	2022-23	2023-24	2024-25	5 Yr. Average
Utility Cost Per Student	\$173.80	\$191.90	\$235.12	\$211.52	\$204.89	\$203.44



5 Year Building Cost Summary WRAMS

New Addition 2018

Expenses	2020-21	2021-22	2022-23	2023-24	2024-25	5 Yr. Average
Electric	\$89,060.34	\$98,667.11	\$105,301.80	\$102,688.16	\$103,601.78	\$99,863.84
Natural Gas	\$38,288.50	\$46,028.49	\$41,181.89	\$21,134.37	\$32,268.81	\$35,780.41
Lighting	\$2,529.04	\$2,518.83	\$2,730.26	\$2,773.20	\$2,550.20	\$2,620.31
Sewer	\$6,644.22	\$7,626.66	\$8,594.34	\$8,522.87	\$8,529.30	\$7,983.48
Water	\$5,637.10	\$6,405.22	\$7,290.98	\$7,809.32	\$7,499.67	\$6,928.46
Fire Suppression	\$3,216.00	\$3,216.00	\$3,216.00	\$3,473.28	\$3,591.68	\$3,342.59
Stormwater	\$6,339.12	\$6,904.65	\$7,154.48	\$7,194.89	\$8,430.47	\$7,204.72
Transport Utility	\$0.00	\$0.00	\$1,602.04	\$1,803.05	\$153.55	\$711.73
Irrigation	\$0.00	\$0.00	\$0.00	\$23,276.23	\$227.92	\$4,700.83
Totals	\$151,714.32	\$171,366.96	\$177,071.79	\$178,675.37	\$166,853.38	\$169,136.36
Wunderground	865CDD/7465HDD	809CDD/7865HDD	823CDD/7481HDD	792.9CDD/6556.4HDD	800.5CDD/7402HDD	

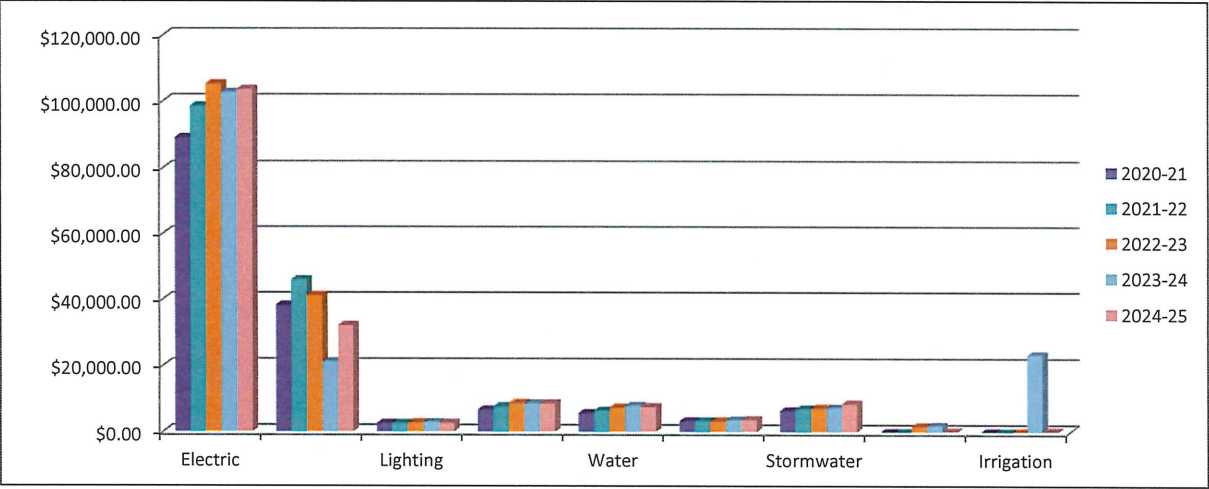
	2020-21	2021-22	2022-23	2023-24	2024-25	5 Yr. Average
Snowplowing	\$3,937.60	\$5,157.75	\$7,464.50	\$4,992.00	\$7,440.00	\$5,798.37

Cost per Square Foot (Utilities Only)

	2020-21	2021-22	2022-23	2023-24	2024-25	5 Yr. Average
	\$0.89	\$1.01	\$1.07	\$1.08	\$1.01	\$1.01

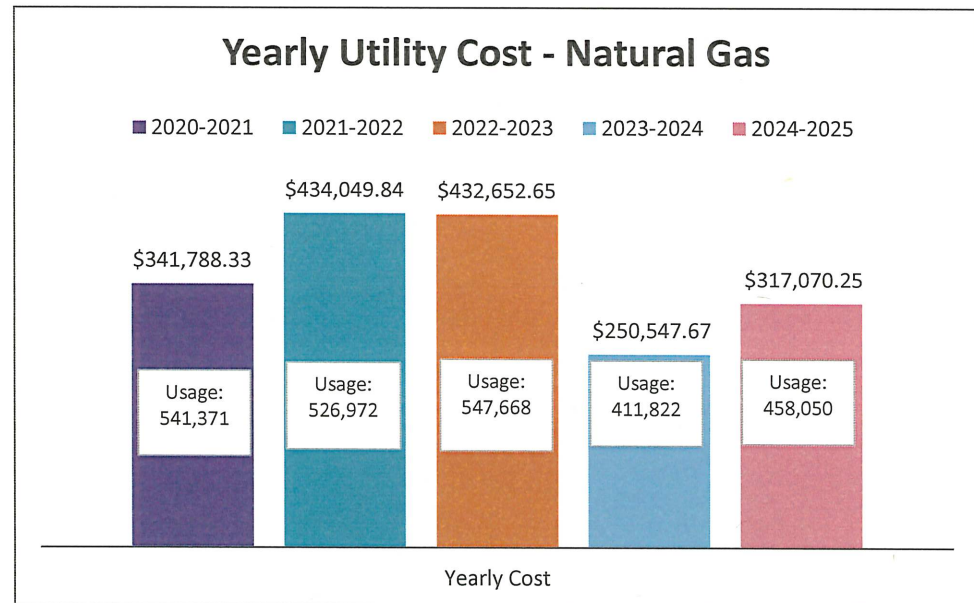
# of Students	858	930	907	882	924	
	2020-21	2021-22	2022-23	2023-24	2024-25	5 Yr. Average

Utility Cost per Student	\$176.82	\$184.27	\$195.23	\$202.58	\$180.58	\$187.89
--------------------------	----------	----------	----------	----------	----------	----------



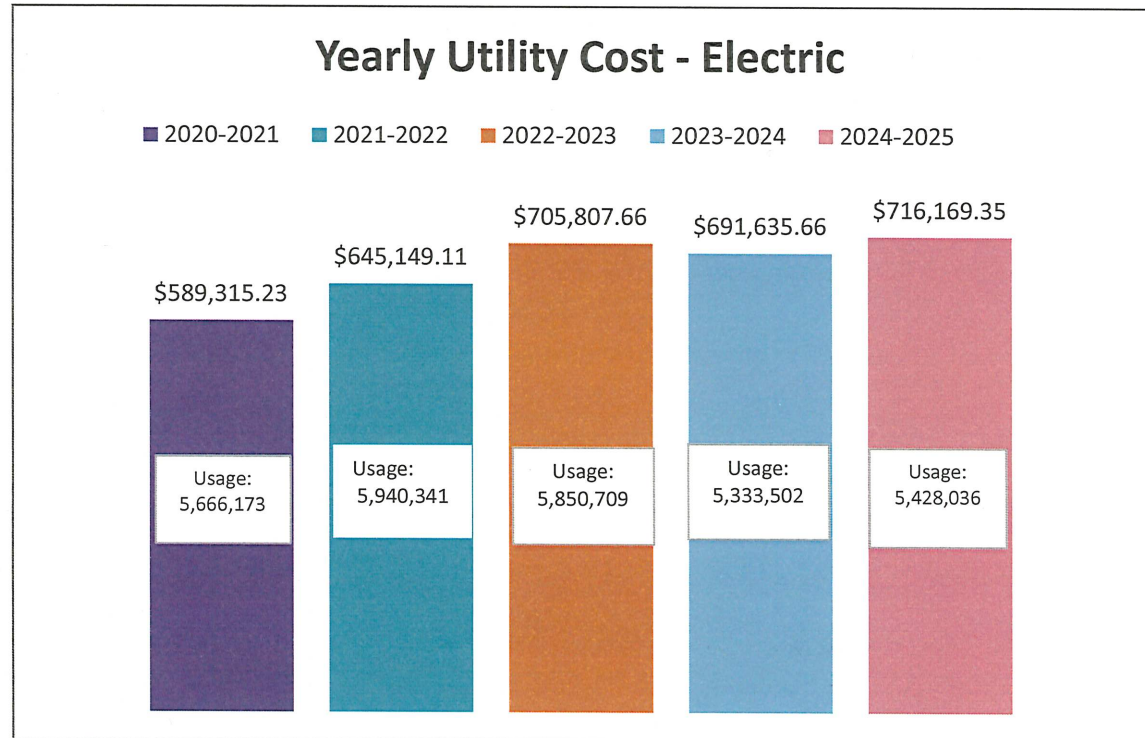
All Buildings

	2020-2021		2021-2022		2022-2023		2023-2024		2024-2025	
Type	Usage	Cost	Usage	Cost	Usage	Cost	Usage	Cost	Usage	Cost
Natural Gas	541,371	\$341,788.33	526,972	\$434,049.84	547,668	\$432,652.65	411,822.20	\$250,547.67	458,050.30	\$317,070.25
Yearly Cost		\$341,788.33		\$434,049.84		\$432,652.65		\$ 250,547.67		\$ 317,070.25
Wunderground	865 CDD/7465 HDD		809 CDD/7865 HDD		823CDD/7481HDD		792.9CDD/6556.4HDD		800.5 CDD/7402 HDD	



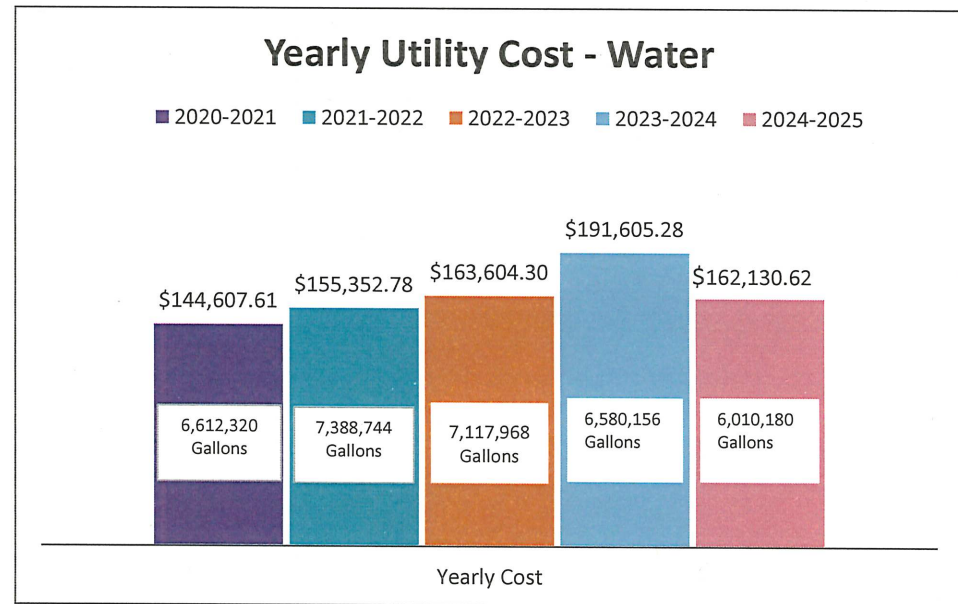
All Buildings

	2020-2021		2021-2022		2022-2023		2023-2024		2024-2025	
Type	Usage	Cost	Usage	Cost	Usage	Cost	Usage	Cost	Usage	Cost
Electric	5,567,852	\$572,377.25	5,842,371	\$627,541.97	5,745,798	\$687,748.57	5,243,989	\$674,934.90	5,352,764	\$700,395.99
Security Lighting	98,321	\$16,937.98	97,970	\$17,607.14	104,911	\$18,059.09	89,513	\$16,700.76	75,272	\$15,773.36
Yearly Cost	5,666,173	\$589,315.23	5,940,341	\$645,149.11	5,850,709	\$705,807.66	5,333,502	\$691,635.66	5,428,036	\$716,169.35
Wunderground	865 CDD/7465 HDD		809 CDD/7865 HDD		823CDD/7481HDD		792.9CDD/6556.4HDD		800.5 CDD/7402 HDD	



All Buildings

	2020-2021		2021-2022		2022-2023		2023-2024		2024-2025	
	Usage	Cost	Usage	Cost	Usage	Cost	Usage	Cost	Usage	Cost
Water	8,840	\$35,891.82	9,878	\$40,011.13	9,516	\$38,845.97	8,797	\$39,447.54	8,035	\$36,501.37
Fire Protection		\$25,769.22		\$25,896.00		\$25,895.00		\$27,826.98		\$28,712.68
Irrigation		\$0.00		\$0.00		\$0.00		\$23,276.23		\$227.92
Sewer		\$49,727.16		\$53,332.67		\$53,526.93		\$51,101.31		\$48,201.16
Transport Fee						\$7,144.30		\$8,505.47		\$864.81
Stormwater		\$33,219.41		\$36,112.98		\$38,192.10		\$41,447.75		\$47,622.68
Yearly Cost	8,840	\$144,607.61	9,878	\$155,352.78	9,516	\$163,604.30	8,797	\$191,605.28	8,035	\$162,130.62



School District of Wisconsin Rapids

Debt Levy Management History

Fiscal Year	Method	Funds Applied	Debt (Principal) Reduction	Debt Service Reduction	Savings
2014 - 2015	Defeasance	\$998,916	\$960,000	\$1,023,260	\$24,344
2015 - 2016	Defeasance	\$2,860,225	\$2,830,000	\$3,125,114	\$264,889
2016 - 2017	Defeasance	\$1,755,477	\$1,730,000	\$1,800,000	\$44,524
2019 - 2020	Defeasance	\$2,116,874	\$1,995,000	\$2,282,900	\$166,026
2020 - 2021	Defeasance	\$953,288	\$920,000	\$943,125	(\$10,163)
2021 - 2022	Defeasance	\$2,356,108	\$2,335,000	\$3,198,950	\$842,842
2022 - 2023	Defeasance	\$3,996,810	\$3,975,000	\$5,252,950	\$1,256,140
2023 - 2024	Defeasance	\$4,196,273	\$4,020,000	\$4,610,875	\$414,602
2024 - 2025	Defeasance	\$3,908,904	\$3,915,000	\$4,456,060	\$547,156
2025 - 2026	Defeasance	\$3,331,200	\$3,320,000	\$3,985,700	\$654,500 (1) <i>estimated</i>
2026 - 2027	Defeasance	\$2,050,151	\$2,040,000	\$2,408,200	\$358,049 (2) <i>estimated</i>
Total		\$28,524,224	\$28,040,000	\$33,087,134	\$4,562,909

(1) Estimated Closing Date of June 1, 2026

(2) Estimated Closing Date of June 1, 2027